

SANT NIRANKARI PUBLIC SCHOOL, GOVIND PURI
CLASS- PRE SCHOOL

Dear parents,

As the summer vacation has begun some fun filled activities have been planned for the little ones, giving them the practice of phonic sounds, counting, pre number concepts, healthy living, life skills etc... All these in addition to the 'quality time' spent by the parents with the children, as they guide them through these activities, will indeed make their vacation time more fun and fruitful.



FOR PARENTS: -

Let's try something amazing this vacation.

Encourage your child to converse in English

Make your child join a new activity (ART, DANCE, SPORT ACADEMY)

Help your child revise every work done so far.

We at SNPS have planned some interesting projects and activities for our children which will keep them engaged under your supervision and guidance. We wish you all the very best. Stay safe, stay healthy, Stay happy.

Regards and lots of love.

HOS

MS. Neeraj Mahipal Chawla

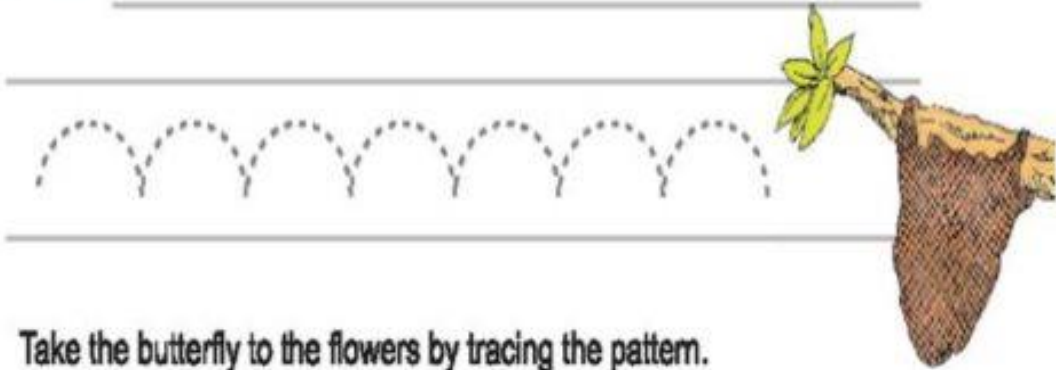
Summer break – 20TH MAY, 2024

School reopens – 3RD JULY, 2024


ENGLISH

CURVE PATTERN

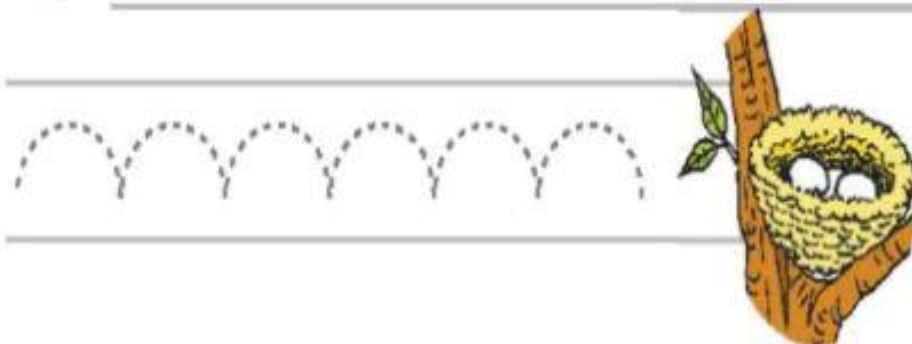
Take the bee to the beehive by tracing the pattern.





Take the butterfly to the flowers by tracing the pattern.



Take the bird to the nest by tracing the pattern.



ZIGZAG LINES





Ice-Cream



Ice

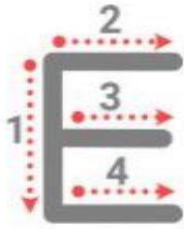
Handwriting practice lines for the letter 'I'. Each row consists of a solid top line, a dashed middle line, and a solid bottom line. Five dotted uppercase 'I's are placed on each row for tracing. There are four such rows in total.

H



Hat

Handwriting practice lines for the letter 'H'. Each row consists of a solid top line, a dashed middle line, and a solid bottom line. Ten dotted uppercase 'H's are placed on each row for tracing. There are five such rows in total.

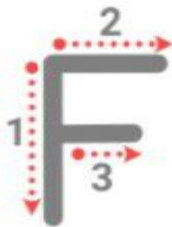


Elephant



Egg

Tracing practice for uppercase letter E. The page contains four rows of handwriting lines. Each row consists of a solid top line, a dashed middle line, and a solid bottom line. Five dashed uppercase 'E's are provided in each row for tracing.



Flower



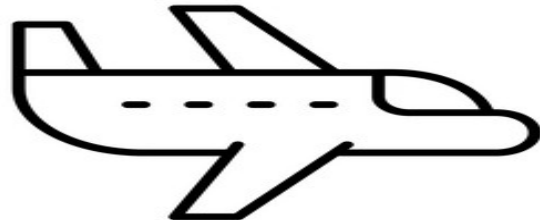
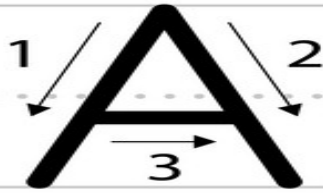
Fish

Tracing practice for uppercase letter F. The page contains four rows of handwriting lines. Each row consists of a solid top line, a dashed middle line, and a solid bottom line. Five dashed uppercase 'F's are provided in each row for tracing.


T




Handwriting practice lines for the letter 'T'. Each row contains six dashed 'T' characters for tracing, positioned between a solid top line, a dashed middle line, and a solid bottom line. There are five such rows.



Handwriting practice lines for the letter 'A'. Each row contains six dashed 'A' characters for tracing, positioned between a solid top line, a dashed middle line, and a solid bottom line. There are six such rows.



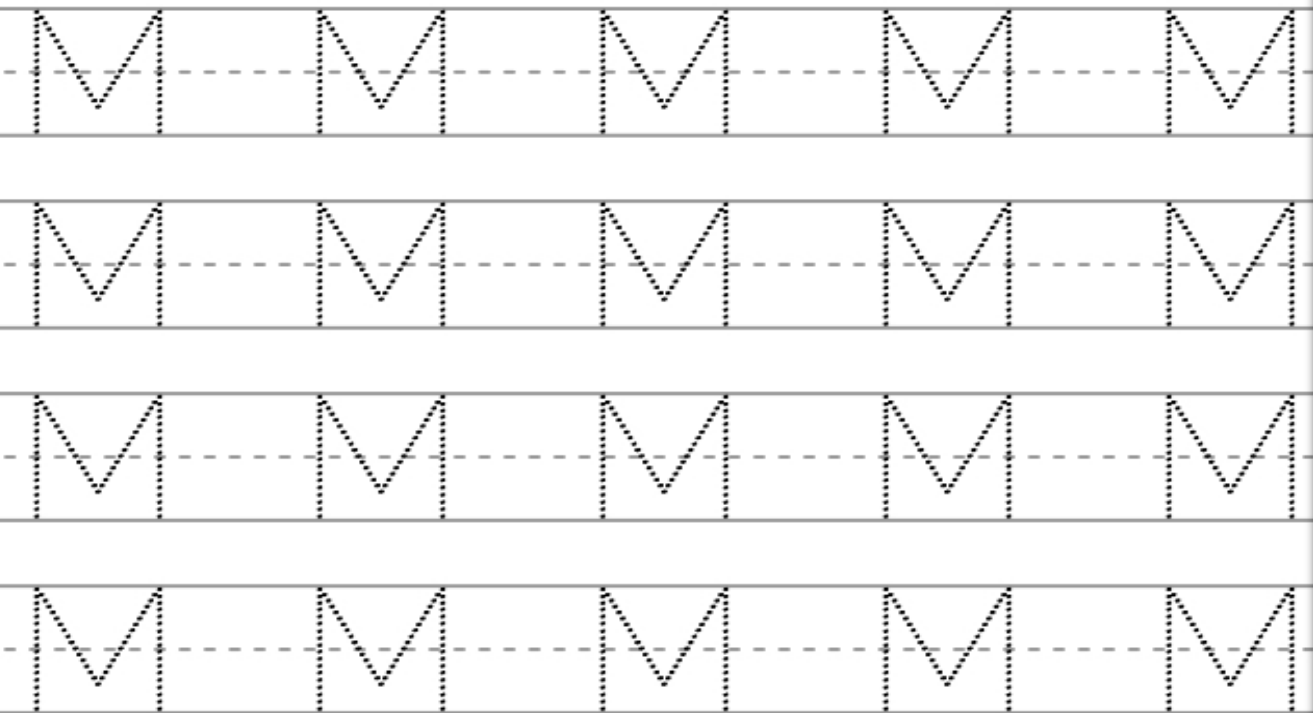
Van



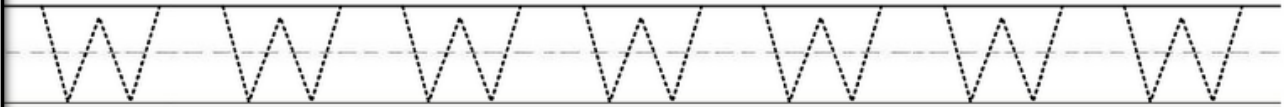
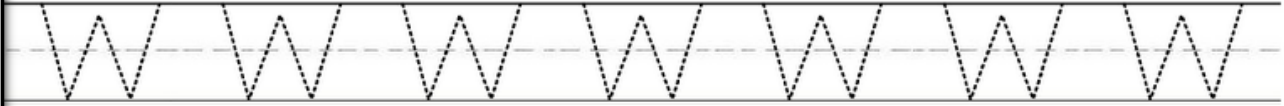


Mango



Mail



W W




The teachers are trying to encourage the children to use simple words, phrases and sentences in school and at home like

ALL ABOUT ME

- * What is your name? MY NAME IS
- * How old are you? I'M YEARS OLD
- * In which class do you read? I READ IN PRE SCHOOL.
- * What is the name of your school? SANT NIRANKARI PUBLIC SCHOOL
- * What is the name of your teacher? MS. SHEETAL BALI & MS. BABITA BANI
- * What is your father and mother name?
- * May I come in ma'am?
- * May I Drink water?
- * May I go to the toilet?
- * I'm feeling hungry.
- * Please give me a glass of water.
- * Please trim my nails.
- * Please tell me a story.
- * I'm feeling sleepy.
- * Make flash cards of MAGIC WORDS— THANK YOU, PLEASE, SORRY, WELCOME, EXCUSE ME

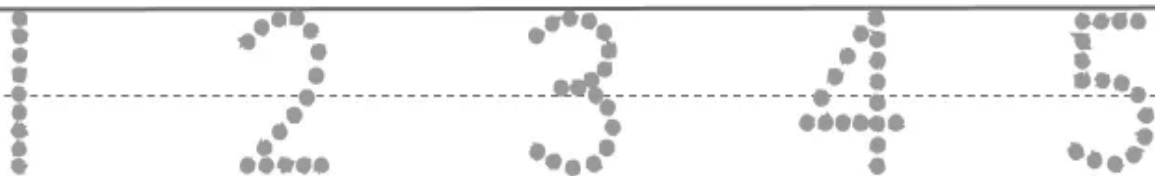
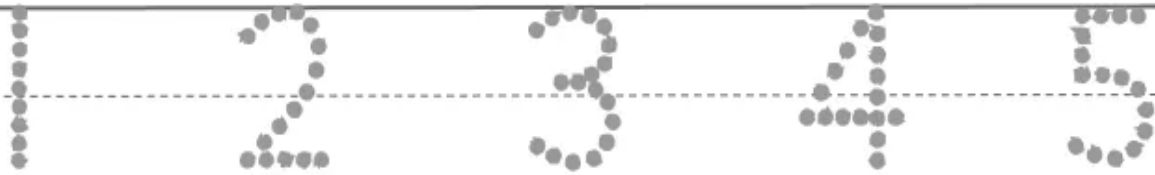
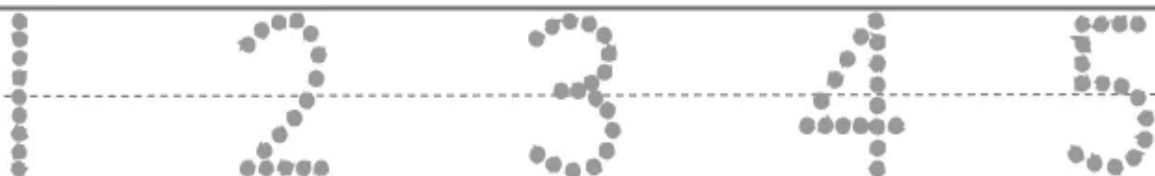
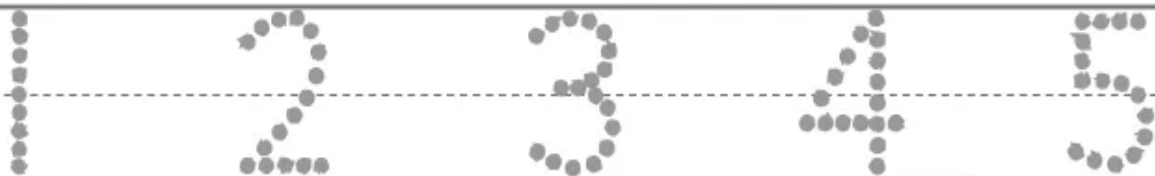
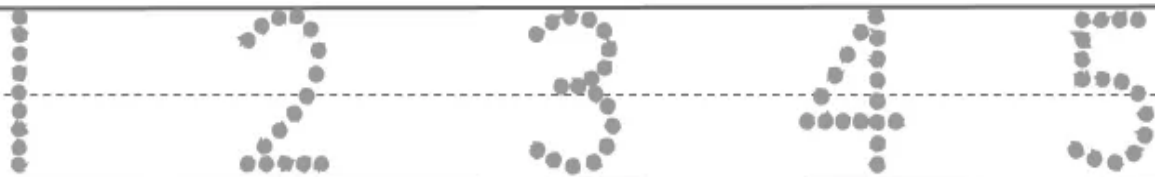
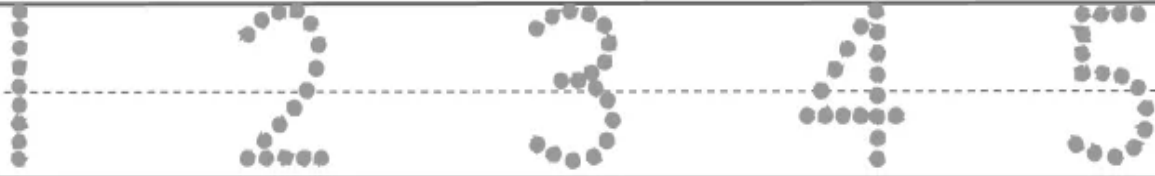
LEARN THESE VOCABULARY WORDS

I, AM, A, MY, BOY, GIRL, FATHER, MOTHER, BROTHER, SISTER, GRANDFATHER, GRANDMOTHER



MATHS


Trace the Numbers 1 - 5



PRE-MATHS CONCEPT

- IN- OUT

In and Out! Look at the pictures in each box.
Circle the *in* picture and put an "X" on the *out* picture.




Color the pictures.

- BIG-SMALL

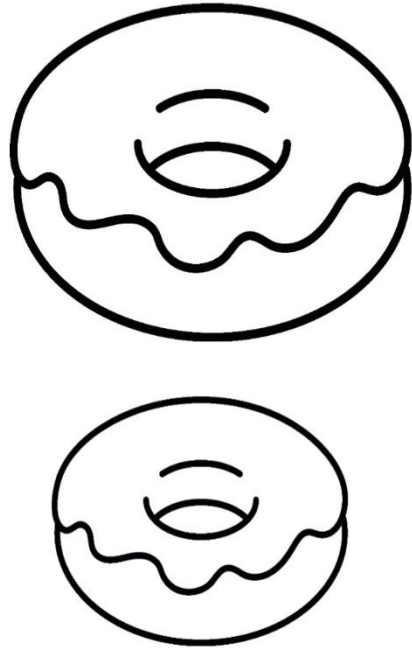
Big Or Small ?

Color The Big Picture


1



2



3




4



- **CIRCLE**

Trace and color the caterpillar.



- **YOGA DAY ACTIVITY**

Click some pictures and make a small video on yoga poses and send it on WhatsApp to your class teacher by 01.07.2024



FLAMINGO



LION



GIRAFFE



CAT



BUTTERFLY



SNAKE



FROG



COW



CAMEL



MONKEY



DOG



TURTLE

- **FATHER'S DAY ACTIVITY**

Make a card and gift it to your father. Click one nice picture and send it on WhatsApp to your class teacher by 01.07.2024.

- **Do the following activities** (you can showcase your creativity):



(Pencil shaving craft)



(Dry leaves craft)



(Dry wood/ newspaper craft)

