

SANT NIRANKARI PUBLIC SCHOOL, GOVINDPURI

SUMMER VACATION HOMEWORK



It's Activity Time... let's go!

Dear Parents,

The time has come when you and your child can spend all the time together. That is right, it's the holiday season! Have lively discussions with your child, explore new ideas together, help them communicate and articulate their ideas.

Help them be as creative as they can.

Your child will need your support and encouragement to do the given tasks.

CLASS I

INSTRUCTIONS :- .

- Do your homework in neat and clean handwriting.

ENGLISH

Q-1 Read the given below passage and answer the following questions:-

We went to the zoo today.
Jack and Kate saw a tiger.
Ben saw a big brown bear.
Jen saw a monkey eating
a banana.



1. Put the events in order. Write 1, 2, or 3 in the box.



2. Write 3 animals the kids saw:

a. -----

b. -----

c. -----

3. The monkey was eating

a. a banana

b. a strawberry


c. an apple


4. Where did the kids go?

Q-2 Read the given box and fill the correct Noun :-


Put the nouns in their correct boxes.

caterpillar	school	tree
sun	sister	dog
man	house	hat
ant	doctor	frog
gas station	family	zoo
	pizza	









 **People**

Animals 

Places 

Things 

Q-3 Look at the given pictures and fill the missing vowels for each name :-

 p__ng__in	 __wl
 p__rr__t	 __str__ch
 __ __gl__	 d__ck
 ch__cken	 cr__w

Q-4 Make sentence of the given below words :-

1- Finger

2- Ravi

3- Banana

4- Fish



Project work :-

1- Make a five finger family puppet with coloured sheet and ice creams stick .

2- Make a chart on seed Germination on(A-4 size sheet)



Activity :-

Draw or paste three pictures of the following on an(A-4 size sheet)

- **Name of things**
- **Name of animals**
- **Name of birds**

MATHEMATICS

1. Make a flashcard of number names (1 to 20).

2. Write counting FROM 1-150 on an A3 size sheet (Decorate the sheet).

3. Draw and colour the following objects in a chart paper:-

- 2 Small and Big objects.**
- 2 Tall and Short objects.**
- 2 Light and Heavy objects.**

4. What comes before, after and between:-

a. 39 _____

b. 30 _____ 32

c. _____ 47

d. _____ 99

e. 65 _____ 67


5. Make any four pictures using shapes.

6. Make a model of clock using waste material at your home.






7. Paste the pictures of your family members and write their age in ascending order below it.

WORKSHEETS


Q.1. Count each objects and write the number names also colour the picture



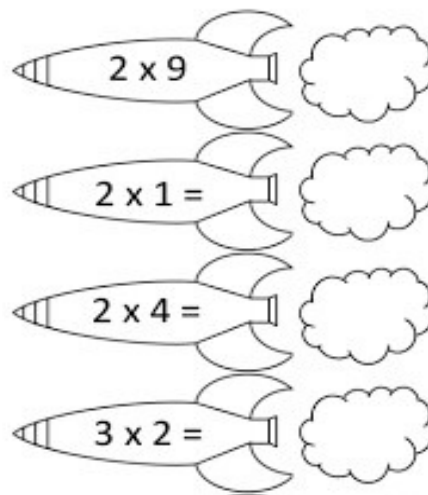
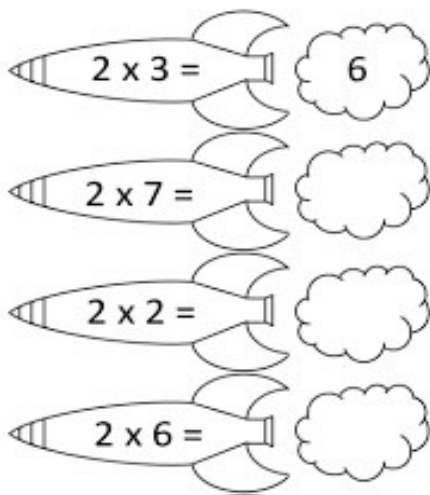
Color one box on the graph for each animal you find in the ocean picture.

 clown fish						
 sea horse						
 crab						
 sea star						
 shark						

Q.1. Colour the pictures by the given numbers.



Q.3. Solve and colour the given below Rocket :-



Computer

READ THE FOLLOWING QUESTIONS AND ANSWER THEM-

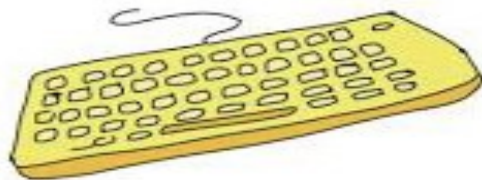
1. Revise and learn Ch-1 Machines Around us .
2. Paste 5 pictures of man made machines in your notebook on plain page and label it.
3. Draw your favourite Manual Machine and Automatic Machine and colour them.
4. Write 5 basic parts of a desktop computer:




M _ N _ T _ R



M _ U _ E



K _ Y _ O _ R _



C _ U

5. Match the following

Computer parts




Name

Mouse



CPU



Monitor

6. Using the words from the box, type the name of each computer part on the line under the computer part.

Typewriter	Monitor	Keyboard	Windows
Apple	Mouse	Laptop	















7. Write the names of any two machines that need electricity to work:

a. _____

b. _____

8. Write the names of any two machines that need fuel to work:

a. _____

b. _____

9. Which part of computer helps you to see pictures on the screen.


10. Fill in the missing letter.

1)



T ____ CHNO ____ OGY

2)



C ____ MPU ____ ER

3)



E ____ TE ____

4)



B ____ ____ D

5)



C ____ ____

PROJECT (NOTE: Make any one.)

1. Make Chart on Parts of Computer on A-3
2. Make chart on automatic and manual machines on A3

GENERAL KNOWLEDGE (G.K.)

Q1. Write the given slogan on A-4 size coloured sheet

“ One Earth . One Family . One future “

Q2. Do pages 5,7,9,11,12,13,14,15, in GK book.

Q3. Solve the given worksheet :-



DRAWING

Draw a picture of any one wild animal on an A4 size sheet .

विषय हिन्दी

निर्देश:-

- लेख सुंदर व स्पष्ट लिखें ।
- गृह कार्य हेतु आप अलग कॉपी या फोल्डर बना सकते हैं ।
- कॉपी के बाहर अपना नाम कक्षा सेक्शन अवश्य लिखें ।

प्रश्न -1. “ आ “ की मात्रा वाले शब्द दिए गए व्यंजनों को जोड़कर शब्द लिखिए:-

काला छाता दाना जाल गाजर माता आम बलवान आधार खाना
आसमान लाल काका मतवाला नाला कार बाहर पास दाना पास नाना

का + ला =

छा + ता =

दा + ना =

जा + ल =

मा + ता =

जा + म =

ब+ ल+ वा + न =

आ + धा + र =

आ + स + मा + न =

ला + ल =

का + का =

म + त + वा + ला =

ना + ला =

का + र =

बा + ह + र =

पा + स =

दा + ना =

खा + ना =










ना + ना =

प्रश्न -2 इ की मात्रा लगाकर शब्द पूरे कीजिए :-






वमल	साइ कल
नकल	ध नया
दन	कस मस
च इया	कश मश
तनका	गर गट
ना रयल	चमटा
नशा	छला
सतार	च इया

प्रश्न - 3 चित्रों का मिलान नाम के साथ कीजिए :-

क)

	तीस		ककड़ी
(30)	पगड़ी		गिलहरी
	हीरा		छड़ी
	मकड़ी		छिपकली
	लकड़ी		जाली

ख) चित्रों के नाम वर्ग पहली में से खोजकर कर गोला लगाइए:-

	अ	ल	मा	री	
	मी	ड	रा	म	
	ब	की	खी	छ	
	स	ति	त	ली	

ग) अक्षरों को मिलाकर नए शब्द बनाइए:-

क	मी	कमी
	ली	
	ही	

बी	स	बीस
	ज	
	त	

प्रश्न -3. 10 पृष्ठ सुले लिखने का अभ्यास करें।

प्रश्न -4 अपने माता पिता के साथ छुट्टियों में की गई गतिविधियों की सूची बनाए ।

प्रश्न -5. निम्नलिखित प्रश्नों के उत्तर लिखिए:-

1. राजा क्या लाया ?

2 राजा हरदम क्या करता है ?

3 बादल क्या भर लाया ?


4 बादल कैसा था ?

5 माला क्या तान कर लाई ?

6 महान कौन था ?

7 कलाकार को क्या मिला ?

प्रश्न -6 भाषा के मौखिक रूप के कुछ उदाहरण लिखिए:-



प्रश्न -7 भाषा के लिखित रूप के कुछ उदाहरण लिखिए:-

